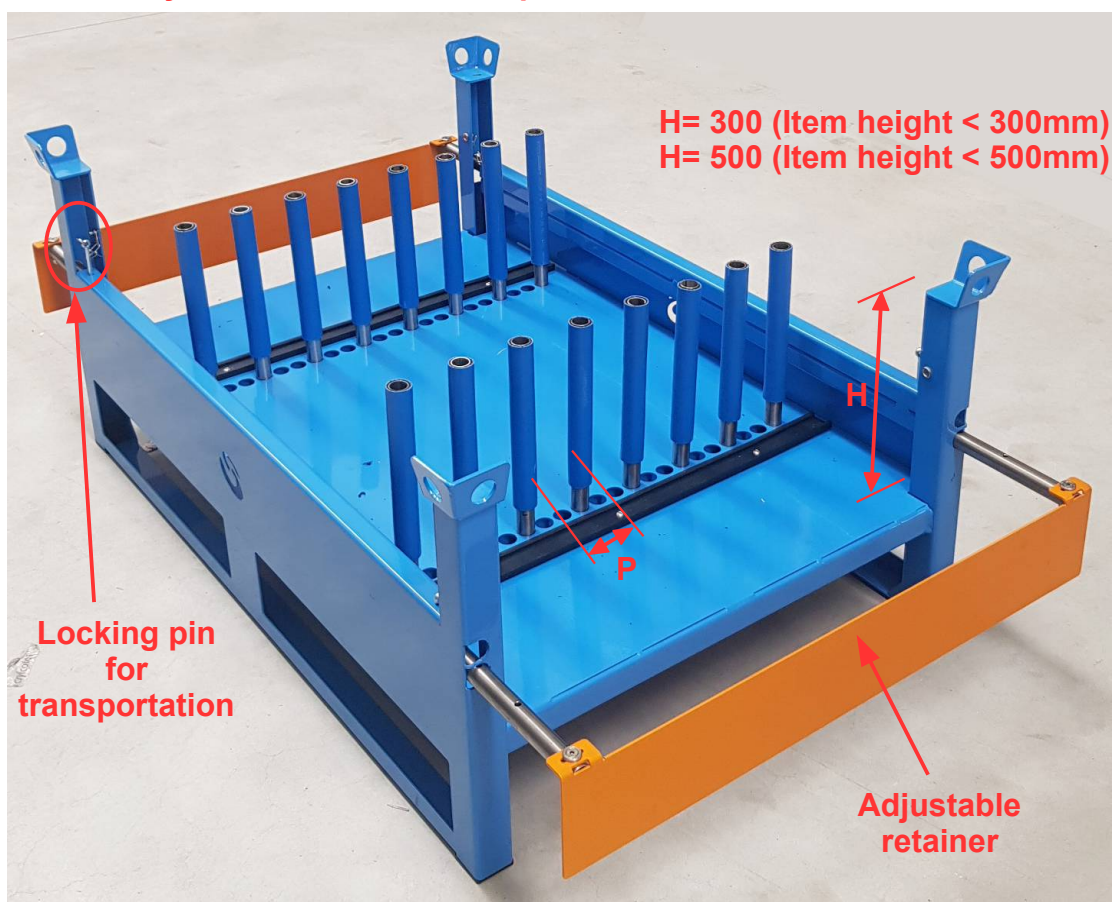



Guidelines for the delivery of side profiles $L > 1300\text{mm}$ – $H < 500\text{mm}$

Transport and storage pallet for item $L > 1300\text{mm}$ $H < 300/500\text{mm}$:
If necessary, ask SMI Purchase Dept.



Pallet type:




GENERAL RULES FOR THE PROPER USE OF THE PALLET

1) Item length:


Only items longer than 1,300 mm can be stocked.

Within a single pallet, items must have a similar length to avoid problems during transportation, once the fasteners are adjusted and locked.



2) Item height:

Only items that allow the pallet to be stacked are stocked.



Delivery specifications for mechanical equipment supplied by the supplier

For items that can not be stocked on the pallets previously described, follow the specifications that all suppliers are expected to comply with for the delivery of the goods to the warehouses of each production unit of SMI S.p.A.

1. The equipment to be delivered must be placed on a standard pallet (EUR type = 1200x800x145)



2. The single items must be protected with adequate packaging; for example, shaft-type components in plastic sheaths, small components in returnable plastic boxes, rubber rollers in bubble-wrap envelopes; avoid loose components or in plastic bags, which make sorting operations more difficult;



3. Large quantities of items must be grouped in multiple quantities (10, 20, 50,...) with paper tape, so as to be easily identified and counted;

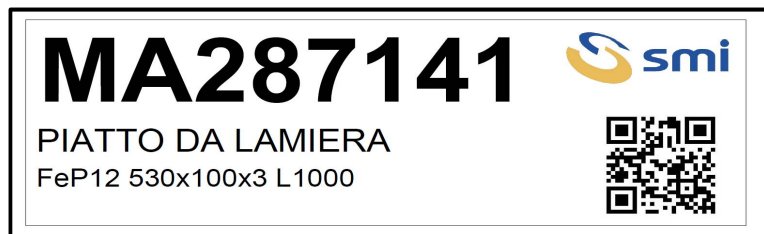


4. Every code must bear an identification plate with the following features:

- SMI logo or the words SMI SpA
- code: 8-figure alphanumeric code
- QR code: 8-figure alphanumeric code + space + hyphen-minus

XXXXXXXXbY where XXXXXXXX= item code b=space Y= '-' hyphen-minus

Example of label referred to item MA287141; the corresponding QR code will be composed as follows:
MA287141 -



Note: if the plate can not be easily removed, do not stick it directly on the item, but apply it by using a piece of paper tape.

5. To prevent the items from rolling on the pallet, provide side guards, not compromising the goods quality (avoid nails or screws,...); if side guards can not be provided, wrap the items with stretch film and/or straps. When opening the package, the items must not fall or roll off the pallet, to avoid accidents and/or damages. Otherwise, the delivery must be secured in returnable plastic/iron;



6. The quantity of packaging material to be disposed of by SMI must be minimized (such as film, polystyrene ...)
7. Every package must bear the supplier's identification data (A4 sheet with the supplier's company name), so as to be easily recognized during sorting operations.

Specifications of the equipment supplied by the supplier

The equipment must be delivered in an adequate packaging, in order to guarantee integrity. Use recyclable materials, such as paper, cardboard or film, avoid polluting, non-reusable materials such as polystyrene ...).

Max weight of each package: 20 kg.

Examples of adequate packaging:



Cardboard and film, protecting from dust



Cardboard filler



Reusable bubble-wrap



Examples of UNSUITABLE packaging:

Polystyrene upper and lower pad

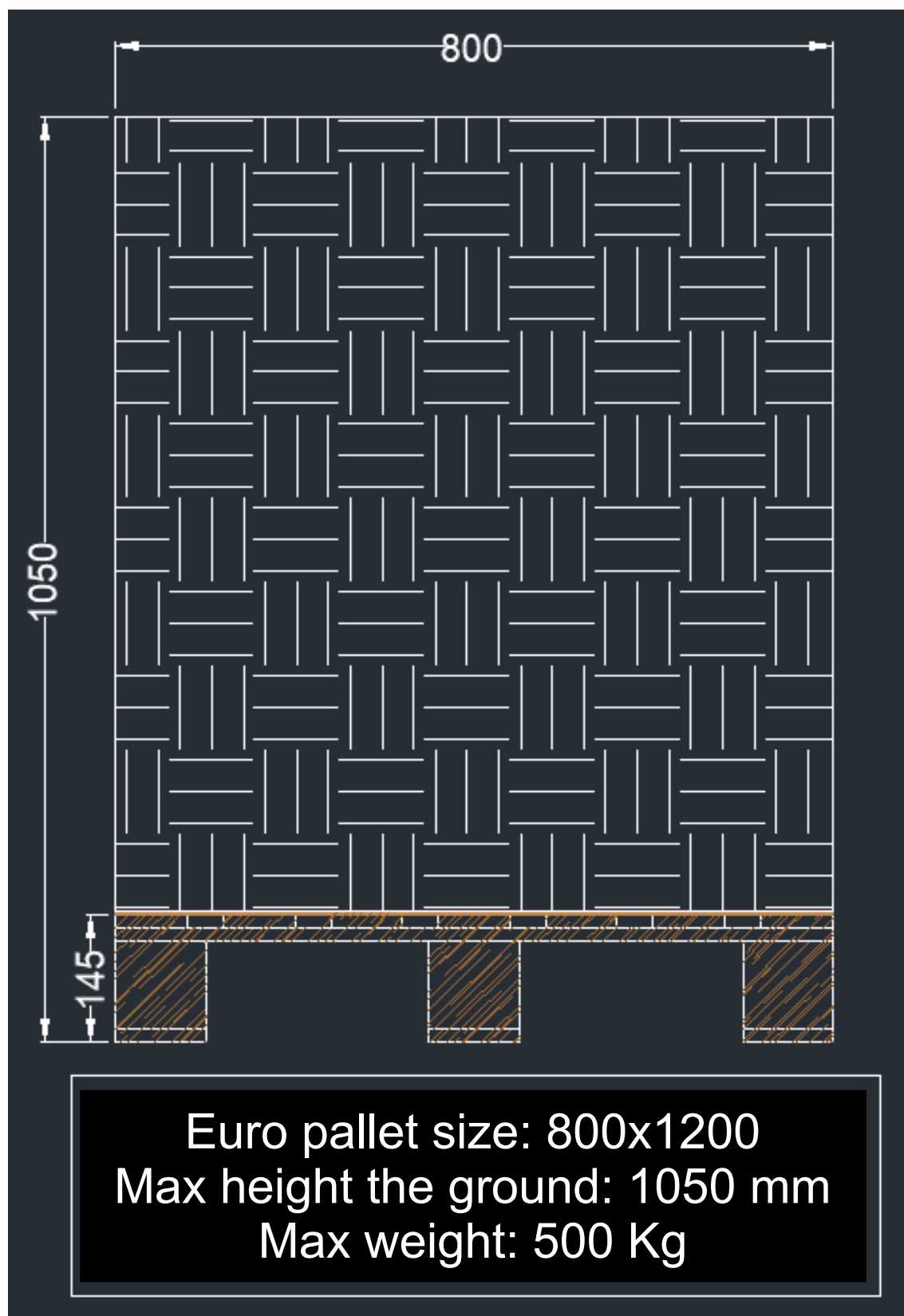


Expanded polystyrene foam cushions



Polystyrene box

Every package must bear the supplier's identification data (A4 sheet with the supplier's company name), so as to be easily recognized during sorting operations.

Maximum volume of delivered equipment

If possible, keep the material within the pallet borders.